TKO - The Knuckle Orthosis

See back for additional applications

Boxer's Fracture Application

3848
3848-XL
3848-XS

Warnings and Instructions: Review carefully, proper application is required

⚠**Warning:** This device will not prevent or eliminate risk of injury. Do Not Overtighten. If swelling, pain, skin irritation, or an unusual reaction occurs, discontinue use immediately and consult your medical professional.
This device should not be worn by persons with known allergies to neoprene.
Care: Hand wash using mild soap. Rinse thoroughly. Air dry only. Do not tumble dry.

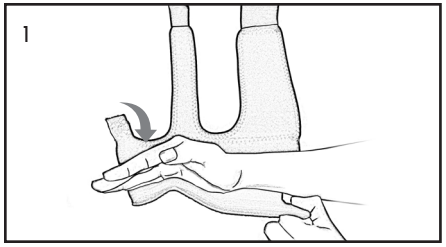

1. Apply the brace, wrapping the shortest strap around the little and ring fingers. Make sure to slide hand up so the curves in the brace match the mid-hand crease and the wrist.

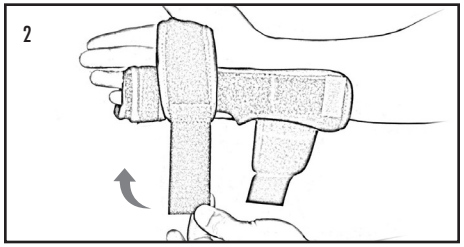

2. Secure the middle strap.

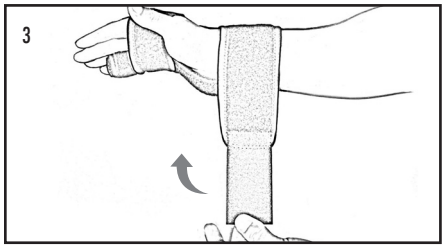

3. Secure the wrist strap.

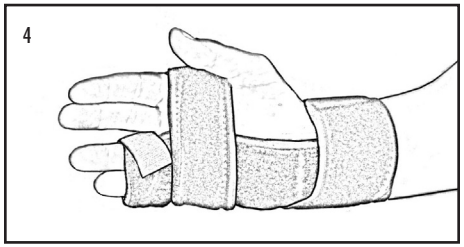

4. Finished application.

OPTIONAL: Form stay to fit

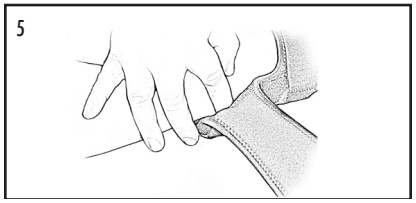

5. Optional A: If there is pressure on the ulnar styloid, you can adjust the dorsal stay. See No. 6.

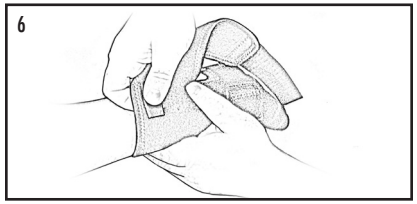

6. Optional B: Hold the dorsal stay between the index finger and thumb directly over the ulnar styloid. Bend the stay to accommodate the ulnar styloid. This will relieve the pressure.

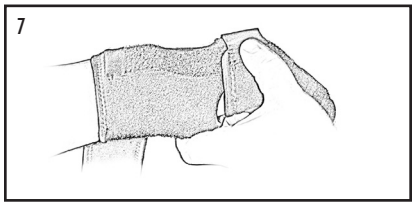

7. Finished application with extra bend for ulnar styloid pressure relief.

Scan For Application Video

2023 Hely & Weber

Radial Gutter Application

3848
3848-XL
3848-XS

Warnings and Instructions: Review carefully, proper application is required

⚠**Warning:** This device will not prevent or eliminate risk of injury. Do Not Overtighten. If swelling, pain, skin irritation, or an unusual reaction occurs, discontinue use immediately and consult your medical professional.
This device should not be worn by persons with known allergies to neoprene.
Care: Hand wash using mild soap. Rinse thoroughly. Air dry only. Do not tumble dry.

Note: This application uses a right hand brace for a left hand injury. Use a left hand brace for a right hand injury.

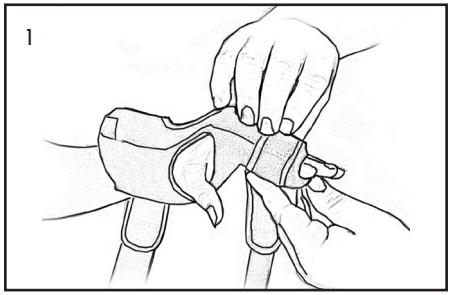

1. Apply brace, wrapping shortest strap around index and middle fingers, first.

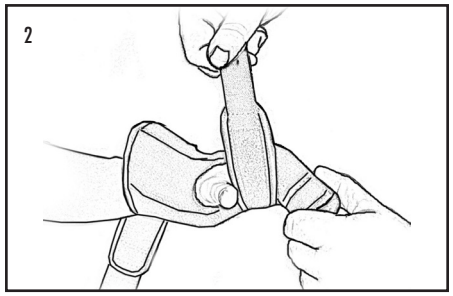

2. Secure the middle strap.

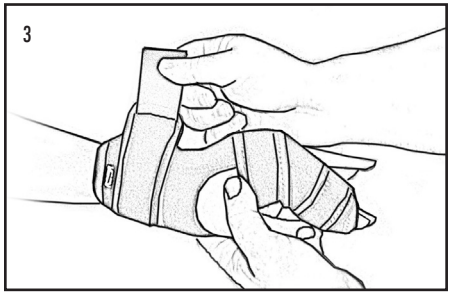

3. Secure the wrist strap.

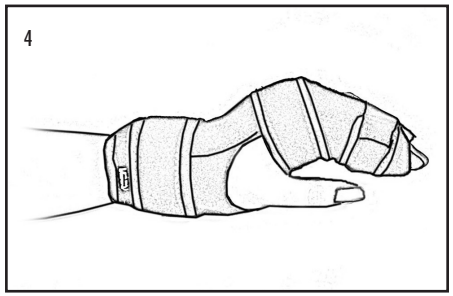

4. Finished application.

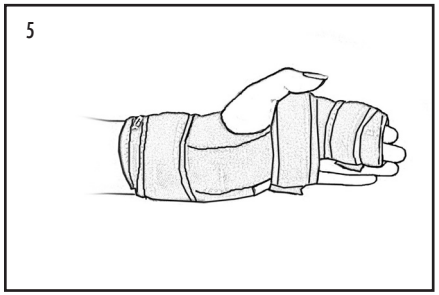

5. Finished application.

2017 Hely & Weber

Metacarpal Fracture Application

3848
3848-XL
3848-XS

Warnings and Instructions: Review carefully, proper application is required

⚠**Warning:** This device will not prevent or eliminate risk of injury. Do Not Overtighten. If swelling, pain, skin irritation, or an unusual reaction occurs, discontinue use immediately and consult your medical professional.
This device should not be worn by persons with known allergies to neoprene.
Care: Hand wash using mild soap. Rinse thoroughly. Air dry only. Do not tumble dry.

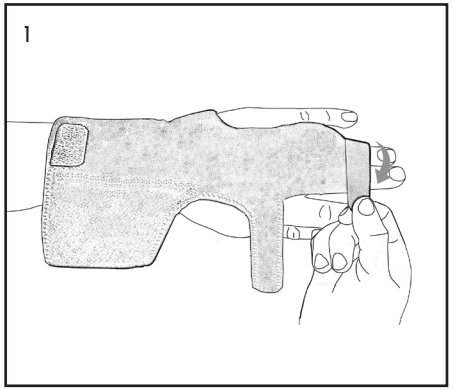

1. Apply brace by putting small finger through hole. Secure the middle and ring fingers with the distal strap.

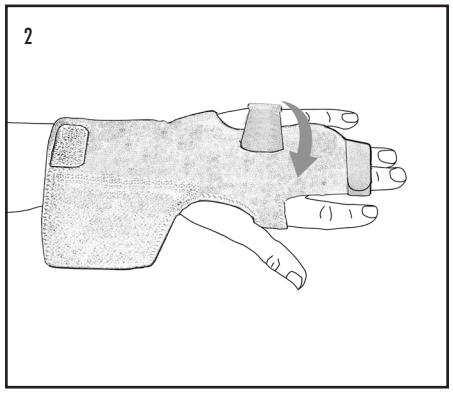

2. Secure the middle strap.

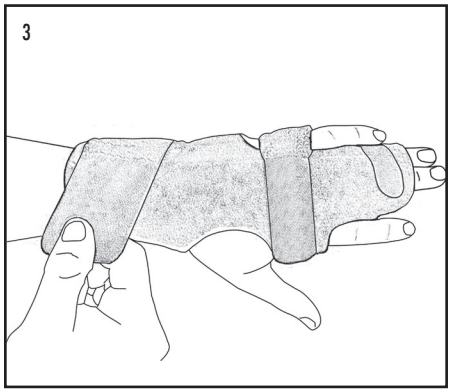

3. Secure the wrist strap.

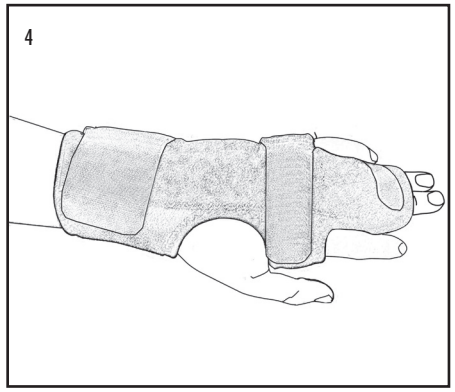

4. Finished application.

2023 Hely & Weber

Rev G 10/26